



ಬೃಹತ್ ಬೆಂಗಳೂರು ಮಹಾನಗರ ಪಾಲಿಕೆ
Bruhat Bengaluru Mahanagara Palike



BBMP COVID-19 WAR ROOM 22.05.2022



OVERVIEW OF COVID-19 IN BENGALURU



CASE TRENDS

ACTIVE CASES **1,650**

Confirmed Cases

161

17,86,266 #

Recovered Cases

90

17,67,652 #

Death Cases

0

16,964 #



HOSPITALIZATION

6

ICU – V

-

ICU

-

HDU

2

General

4

INCLUDES GOVT. QUOTA AND PRIVATE WALK-IN HOSPITALIZATION



VACCINATION

19,030

1,90,83,390 #

First Dose

2,258

95,22,592 #

Second Dose

8,398

89,90,961 #

Precaution Dose

8,374

5,69,837 #



TRIAGING

MTU

17

Tele Triage

138



ACTIVE CLUSTERS

4

Budding Clusters (<5 Cases)

4

Clusters (> 5 cases)

0



TESTING

5,723

2,96,38,426 #

RAT

737

RTPCR

4,986

Positivity : 1.05%

*FOR LAST 7 DAYS

: indicates cumulative numbers till date



ABSTRACT OF COVID-19 SCENARIO IN BENGALURU



| | MALE | | | FEMALE | | | TRANSGENDER | | | TOTAL | | |
|-----------------------------------|---------------------------------|-------------|------------|--------------------------------|-------------|------------|---------------------------------|-------------|--------------|---------------|-------------|------------|
| | Last 24 Hours | Last 7 Days | Cumulative | Last 24 Hours | Last 7 Days | Cumulative | Last 24 Hours | Last 7 Days | Cumulative | Last 24 Hours | Last 7 Days | Cumulative |
| Positive Cases | 88 | 496 | 10,56,598 | 73 | 316 | 7,29,477 | 0 | 0 | 191 | 161 | 812 | 17,86,266 |
| Recovered Cases | 58 | 594 | 10,44,377 | 32 | 377 | 7,23,092 | 0 | 0 | 183 | 90 | 971 | 17,67,652 |
| Death Cases | 0 | 1 | 10,745 | 0 | 0 | 6,215 | 0 | 0 | 4 | 0 | 1 | 16,964 |
| Total Tests Done | In Last 24 hrs. : 5,723 | | | In last 7 days : 77,580 | | | Cumulative : 2,96,38,426 | | | | | |
| Vaccine Doses Administered | In Last 24 hrs. : 19,030 | | | In last 7 days : 69,474 | | | Cumulative : 1,90,83,390 | | | | | |
| ACTIVE CASES | | | | | | | | | 1,650 | | | |

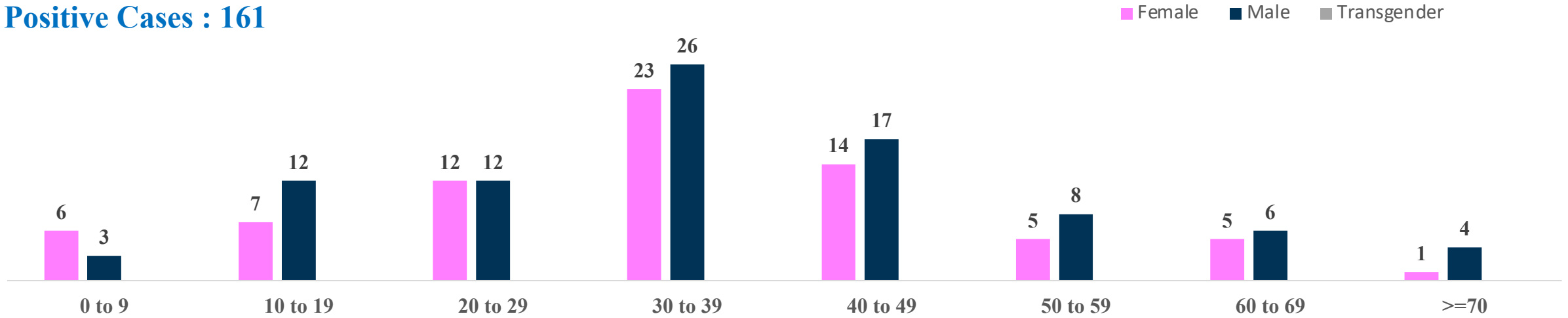
*Covid deaths occurred today : 00 | Covid deaths occurred beyond last 24 hrs., reported today : 00



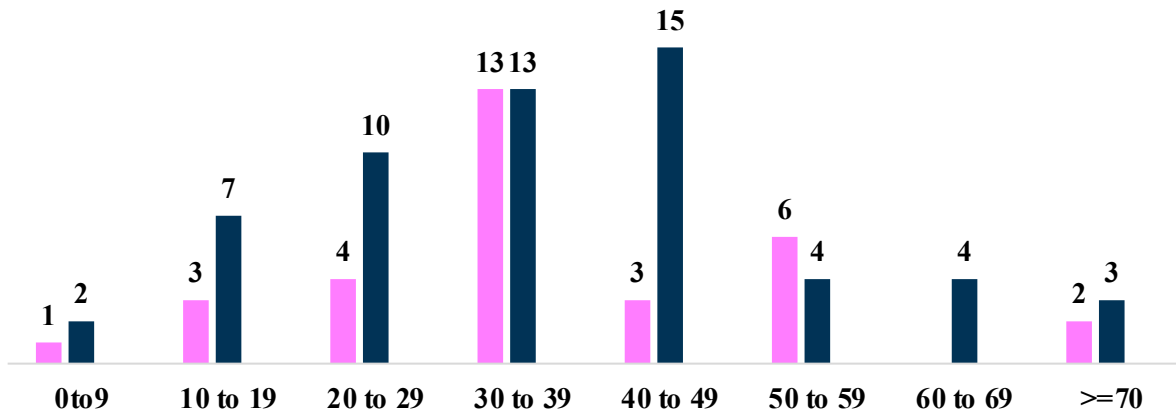
LAST 24 HOURS AGE GROUP AND GENDER WISE DISTRIBUTION



Positive Cases : 161



Recovered Cases : 90

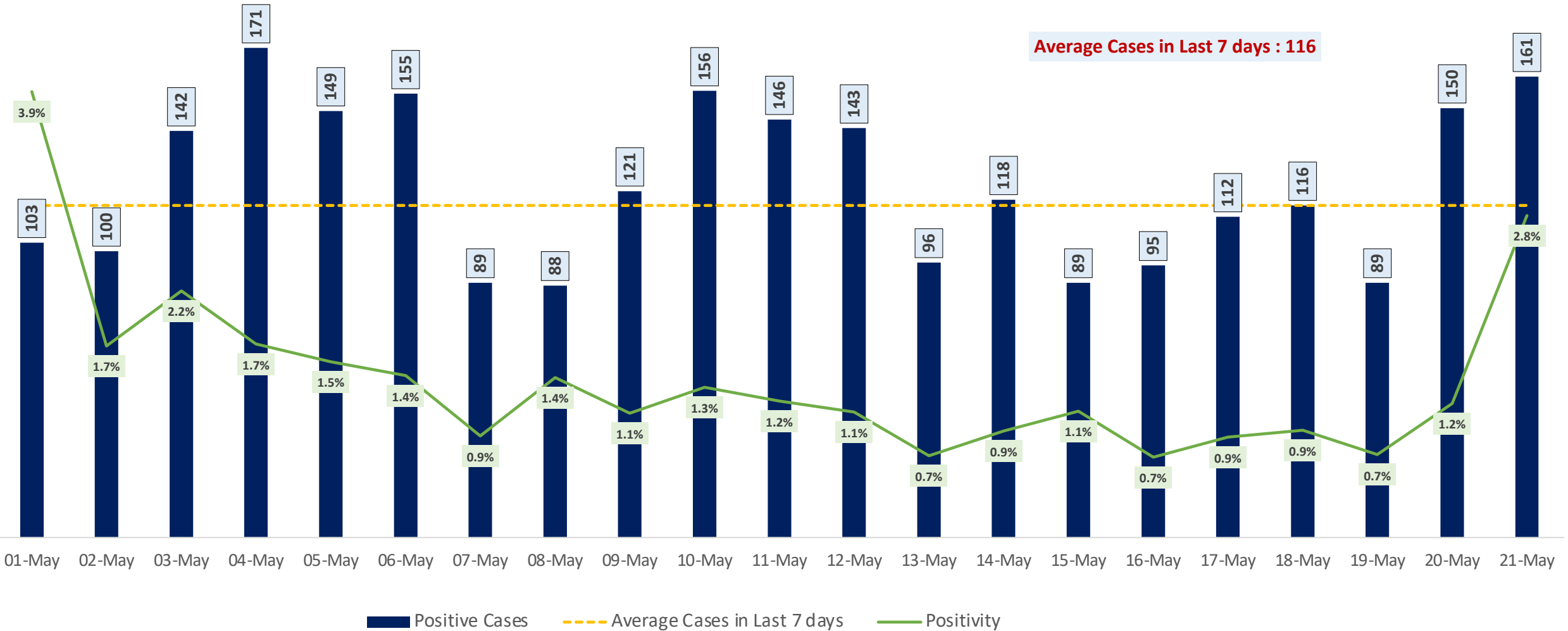


Death Cases : 0





POSITIVITY RATE OF BENGALURU – LAST 21 DAYS

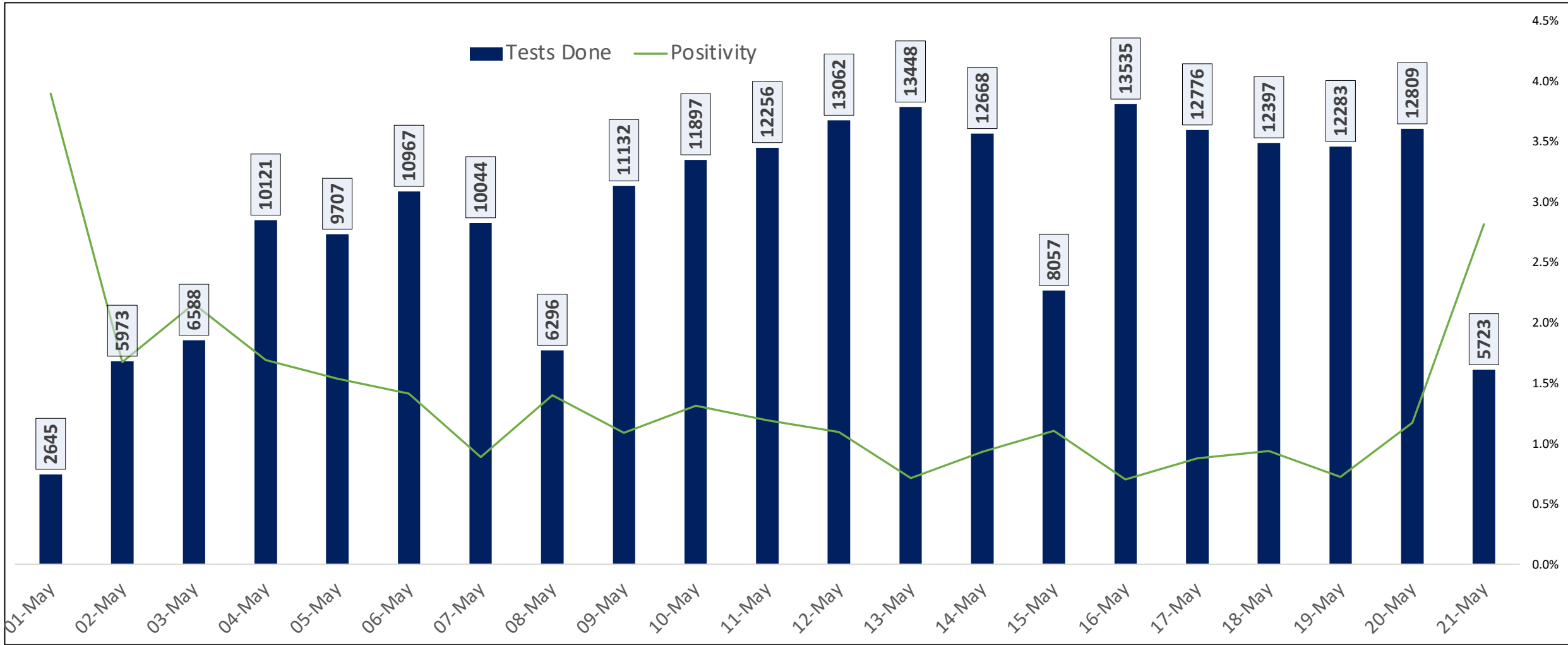




TESTING TRENDS IN BENGALURU



| Total Test Conducted Till Date | Test Conducted Last 24 hours | Last 7 Days Average |
|--------------------------------|------------------------------|---------------------|
| 2,96,38,426 | 5,723 | 11,083 |



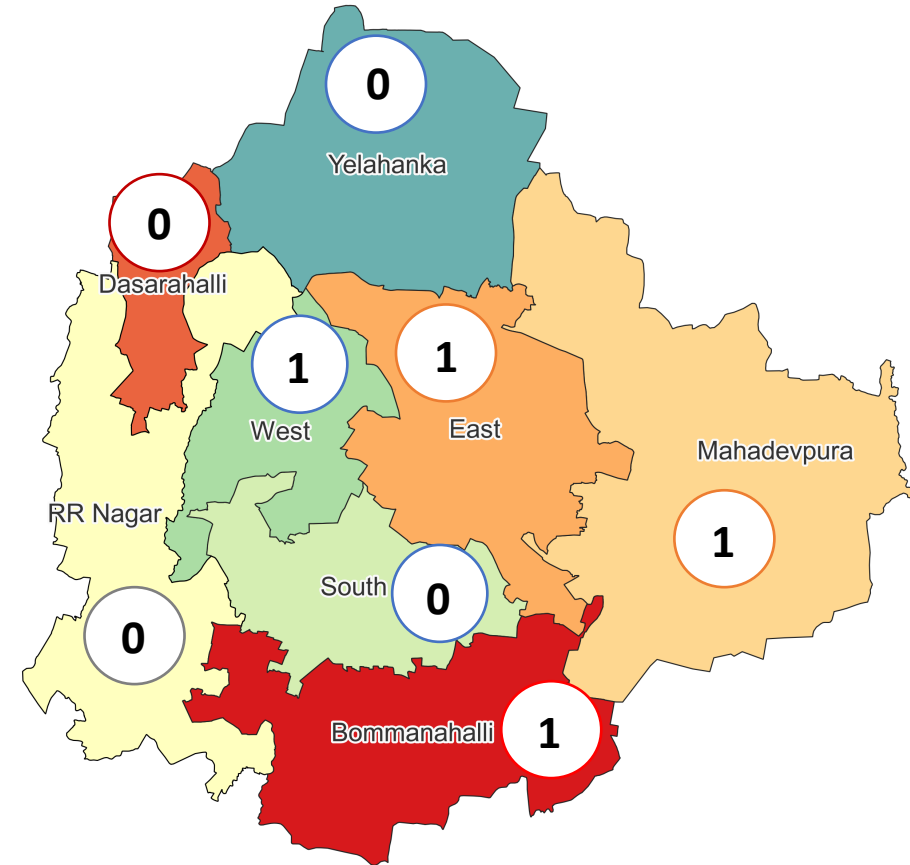


CLUSTER DETAILS



| Zone Name | TOTAL CLUSTERS | Budding Clusters | Clusters | Outbreaks |
|--------------|----------------|-------------------|---------------|--------------------|
| | | Less Than 5 Cases | 5 To 14 Cases | More Than 14 Cases |
| BOMMANAHALLI | 1 (-) | 1 (-) | 0 (-) | 0 (-) |
| DASARAHALLI | 0 (-) | 0 (-) | 0 (-) | 0 (-) |
| EAST | 1 (-) | 1 (-) | 0 (-) | 0 (-) |
| MAHADEVPURA | 1 (-) | 1 (-) | 0 (-) | 0 (-) |
| RR NAGAR | 0 (-) | 0 (-) | 0 (-) | 0 (-) |
| SOUTH | 0 (-) | 0 (-) | 0 (-) | 0 (-) |
| WEST | 1 (-) | 1 (-) | 0 (-) | 0 (-) |
| YELAHANKHA | 0 (-) | 0 (-) | 0 (-) | 0 (-) |
| TOTAL | 4 (-) | 4 (-) | 0 (-) | 0 (-) |

Total Active Clusters



Types of Clusters

| Zone Name | Apartments/ Villa | Individual House | Hostels/Quarters | Others | Schools/Colleges |
|--------------|-------------------|------------------|------------------|--------------|------------------|
| BOMMANAHALLI | 1 (-) | 0 (-) | 0 (-) | 0 (-) | 0 (-) |
| DASARAHALLI | 0 (-) | 0 (-) | 0 (-) | 0 (-) | 0 (-) |
| EAST | 1 (-) | 0 (-) | 0 (-) | 0 (-) | 0 (-) |
| MAHADEVPURA | 1 (-) | 0 (-) | 0 (-) | 0 (-) | 0 (-) |
| RR NAGAR | 0 (-) | 0 (-) | 0 (-) | 0 (-) | 0 (-) |
| SOUTH | 0 (-) | 0 (-) | 0 (-) | 0 (-) | 0 (-) |
| WEST | 1 (-) | 0 (-) | 0 (-) | 0 (-) | 0 (-) |
| YELAHANKHA | 0 (-) | 0 (-) | 0 (-) | 0 (-) | 0 (-) |
| TOTAL | 4 (-) | 0 (-) | 0 (-) | 0 (-) | 0 (-) |

▲▼ : Shows increase and decrease in numbers as compared to previous day



GOVT. QUOTA COVID BED STATUS AS ON 22.05.2022



| SR. NO. | Facility Type | No. of Hospital | Total Allocated Beds for C+ Patients | | | | | Occupied Beds for C+ Patients | | | | | Net Available Beds for C+ Patients | | | | |
|-------------------|-----------------------------|-----------------|--------------------------------------|------------|------------|------------|--------------|-------------------------------|----------|----------|----------|----------|------------------------------------|------------|------------|------------|--------------|
| | | | Gen Beds | HDU | ICU Beds | ICU-V | Total | Gen Beds | HDU | ICU Beds | ICU-V | Total | Gen Beds | HDU | ICU Beds | ICU-V | Total |
| 1 | Government Medical Colleges | 4 | 120 | 255 | 33 | 27 | 435 | 0 | 0 | 0 | 0 | 0 | 120 | 255 | 33 | 27 | 435 |
| 2 | Government Hospitals | 18 | 637 | 292 | 74 | 95 | 1,098 | 0 | 0 | 0 | 0 | 0 | 637 | 292 | 74 | 95 | 1,098 |
| 3 | Private Medical Colleges | 12 | 178 | 200 | 66 | 35 | 479 | 0 | 0 | 0 | 0 | 0 | 178 | 200 | 66 | 35 | 479 |
| 4 | Private Hospitals | 32 | 181 | 61 | 49 | 42 | 333 | 0 | 0 | 0 | 0 | 0 | 181 | 61 | 49 | 42 | 333 |
| 5 | Covid Care Centre | 1 | 50 | | | | | 0 | | | | | 50 | | | | |
| Total Beds | | 67 | 1,166 | 808 | 222 | 199 | 2,395 | 0 | 0 | 0 | 0 | 0 | 1,166 | 808 | 222 | 199 | 2,395 |

* Status as on 22.05.2022 – 05:35PM

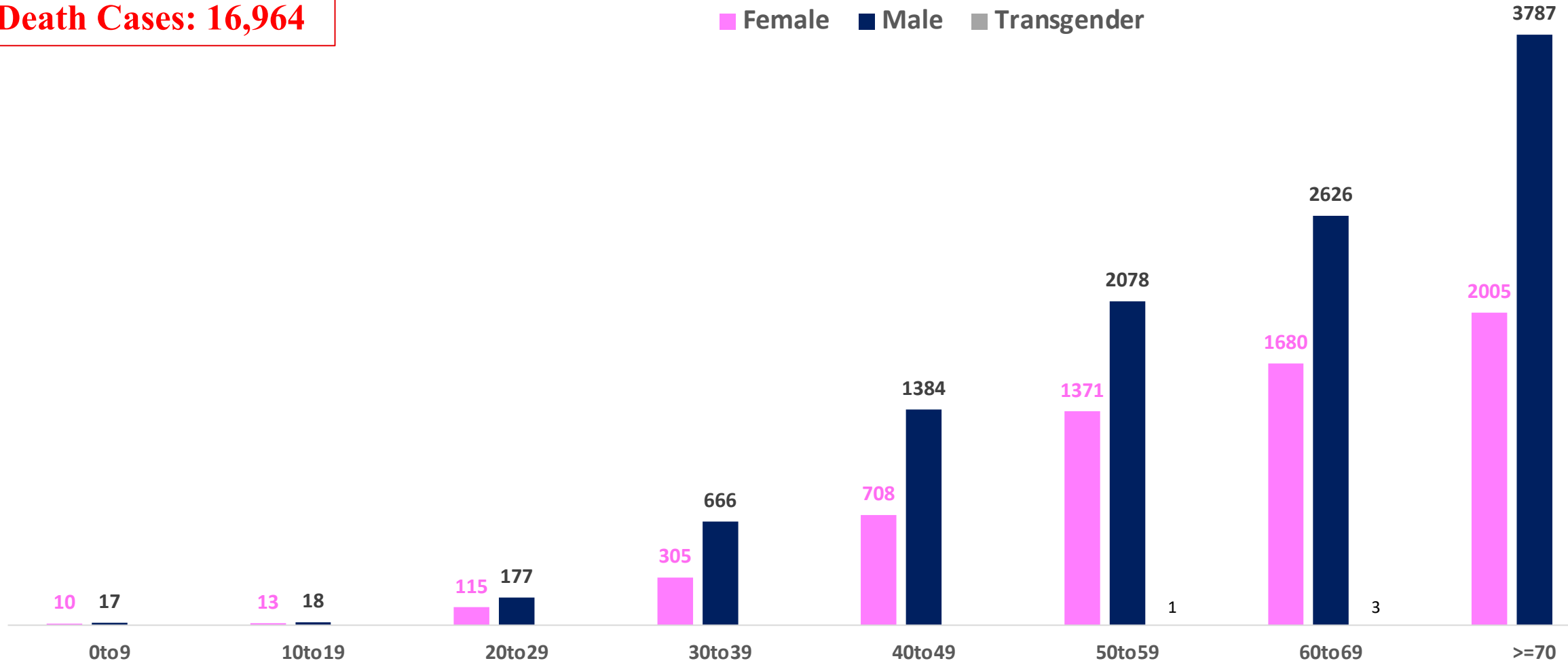


AGE AND GENDER WISE DISTRIBUTION OF DEATH CASES



Death Cases: 16,964

Female Male Transgender





VACCINATION COVERAGE AS ON 21.05.2022



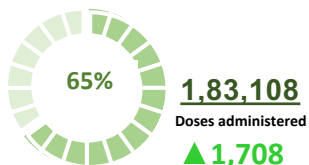
Total Doses Administered

1,90,83,390

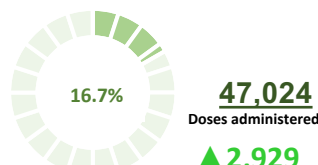
▲ 19,030

Total 12-14 years Population : 2.82 Lakhs

1ST DOSE

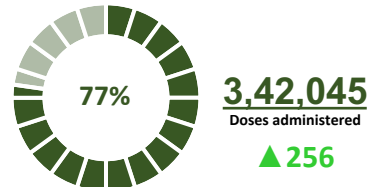


2ND DOSE

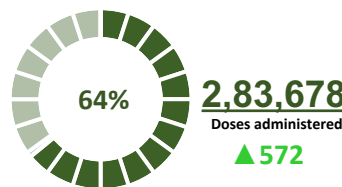


Total 15-18 years Population : 4.42 Lakhs

1ST DOSE

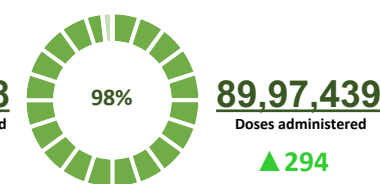


2ND DOSE

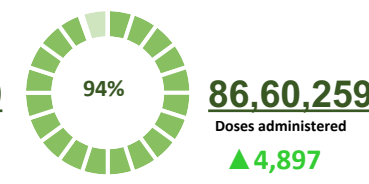


Total adult Population : 91.7 Lakhs

1ST DOSE



2ND DOSE



Priority Group*

Health Care Workers

Dose 1

2,10,303

Doses administered

▲ 0

Dose 2

2,06,424

Doses administered

▲ 7

Frontline Workers

Dose 1

3,81,786

Doses administered

▲ 2

Dose 2

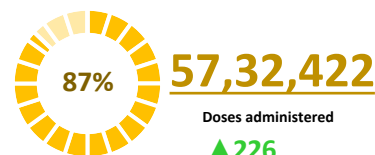
3,72,536

Doses administered

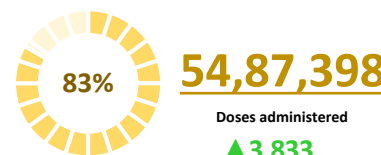
▲ 12

18 - 44 Years Coverage

Dose 1



Dose 2



PRECAUTION DOSE



5,69,837

Doses administered

▲ 8,374

PRECAUTION DOSES ADMINISTERED

Health Care Workers

76,251

Booster Doses administered

▲ 241

Front Line Workers

74,437

Booster Doses administered

▲ 980

60 + Years Coverage

3,16,792

Booster Doses administered

▲ 1,373

18 + Years Coverage

1,02,357

Booster Doses administered

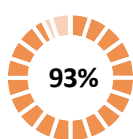
▲ 5,780

45 – 59 Years Coverage

Dose 1



Dose 2



60 + Years Coverage

Dose 1



Dose 2



▲ indicates the increase in last 24 hours



COVID-19 SCENARIO IN BENGALURU AND OTHER METROPOLITAN CITIES



| CITY NAME | Positive Cases | Active Cases | Recovered | Deceased | Vaccine Doses Administered |
|------------|----------------|--------------|-----------|----------|----------------------------|
| New Delhi | 19,03,189 | 2,138 | 18,74,851 | 26,200 | 3,40,58,794 |
| Bengaluru* | 17,86,266 | 1,650 | 17,67,652 | 16,964 | 2,19,36,380 |
| Mumbai | 10,61,752 | 1,211 | 10,40,975 | 19,566 | 2,10,28,347 |
| Chennai | 7,52,218 | 181 | 7,42,969 | 9,068 | 1,05,24,856 |
| Kolkata | 4,47,192 | 272 | 4,41,264 | 5,656 | 1,01,27,045 |

Source : <https://dashboard.cowin.gov.in/> at 5:35 pm (22.05.2022)
Source : <https://www.covid19bharat.org/> at 5:35 pm (22.05.2022)

*includes BBMP & Bengaluru Urban



SNAPSHOT OF COVID-19 CASES IN BENGALURU URBAN



**Total Wards With
<=5 Cases* :
171**

**Tests Conducted
On 21.05.2022:
5,723**

**Recovery
Rate:
98.96%**

**Total
Active Cases :
1,650**

**Total Vaccinated on
21.05.2022:
19,030**

**Positivity
Rate* :
1.05%**

**Active
Rate:
0.09%**

**Case
Fatality Rate* :
0.12%**



*Total positive cases In the past 7 days

*CFR and positivity is for Past 7 days



ಬೃಹತ್ ಬೆಂಗಳೂರು ಮಹಾನಗರ ಪಾಲಿಕೆ
Bruhat Bengaluru Mahanagara Palike



| | |
|--------------------------------------|-------------------------------------------------------------------------------------------------------------------------------------------------------------------|
| Download BBMP Bulletin | https://apps.bbmpgov.in/covid19/mediabulletin.php |
| For BBMPCovid19 Bed Status: | https://apps.bbmpgov.in/covid19/en/Bedstatus.php |
| To register for vaccination : | https://selfregistration.cowin.gov.in/ |
| BBMP COVID19 Dashboard: | https://apps.bbmpgov.in/covid19/ |
| Follow us on: |  www.facebook.com/bbmp.comm1/ |
| |  twitter.com/BBMPCOMM |

Issued by:

Honorable Chief Commissioner, BBMP
Special Commissioner Health & IT, BBMP
MD, Bengaluru Smart City Limited

THANK YOU !

ಆರೋಗ್ಯ ಮತ್ತು ಕುಟುಂಬ ಕಲ್ಯಾಣ ಇಲಾಖೆ
ರಾಷ್ಟ್ರೀಯ ನಗರ ಆರೋಗ್ಯ ಅಭಿಯಾನ

ನಗರ ವಾಸಿಗಳಿಗೆ ಗುಣಮಟ್ಟದ ಪ್ರಾಥಮಿಕ ಆರೋಗ್ಯ ಸೇವಾ ಸೌಲಭ್ಯಗಳು
ಪ್ರಮುಖ ಸೇವೆಗಳು

- ಸಾರ್ವಜನಿಕ ಸಮಗ್ರ ಪ್ರಾಥಮಿಕ ಆರೋಗ್ಯ ಸೇವೆಗಳು
- ಅಸಾಂಕ್ರಾಮಿಕ ರೋಗಗಳಾದ ರಕ್ತದೊತ್ತಡ, ಮಧುಮೇಹ ಮತ್ತು ಕ್ಯಾನ್ಸರ್ (ಖಾಯಿ, ಸ್ತನ ಮತ್ತು ಗರ್ಭಕೋಶ) ಗಳ ಪತ್ತೆ ಹಚ್ಚುವಿಕೆ ಮತ್ತು ನಿರ್ವಹಣೆ
- ಕ್ಷೇಮಾಭಿವೃದ್ಧಿ ಚಟುವಟಿಕೆಗಳ ಆಯೋಜನೆ - ಯೋಗ ಮತ್ತು ಧ್ಯಾನ
- ಸಂಜೆ ಕ್ರೀಡೆ - ತಜ್ಞ ವೃದ್ಧರುಗಳ ಸೇವೆ
- ಉಚಿತ ಔಷಧಿ, ಉಚಿತ ಪ್ರಯೋಗ ಶಾಲಾ ಪರೀಕ್ಷೆಗಳು ಮತ್ತು ಉಚಿತ ರೆಫರಲ್ ಸೇವೆಗಳು

ನಗರ ಪ್ರಾಥಮಿಕ ಆರೋಗ್ಯ ಕೇಂದ್ರ
ಉಚಿತ ಚಿಕಿತ್ಸೆ, ಔಷಧಿ, ಪ್ರಯೋಗ ಶಾಲಾ ಪರೀಕ್ಷೆ ಮತ್ತು ರೆಫರಲ್ ಸೇವೆಗಳು
ಯೋಗ ತರಬೇತಿ ವಾರಕ್ಕೆ ಒಂದು ಬಾರಿ
ವಿಶೇಷ ಕ್ಷೇತ್ರ ಆರೋಗ್ಯ ಕಿರೀಟ ತರಬೇತಿ ಒಂದು ಬಾರಿ
ಪೌಷ್ಟಿಕಾಂಶ ದಿನ ತಿಂಗಳಿಗೆ ಒಂದು ಬಾರಿ

ಮಾನ್ಯ ಆರೋಗ್ಯ ಮತ್ತು ಕುಟುಂಬ ಕಲ್ಯಾಣ ಹಾಗೂ ವೈದ್ಯಕೀಯ ಶಿಕ್ಷಣ ಸಚಿವರಾದ **ಡಾ. ಕೆ. ಸುಧಾಕರ್** ರವರಿಂದ ಇಂದಿಯಾ ಖಾಸಗಿ ಹೆಲ್ತ್ ಗೆರಿ ಪ್ರಕ್ರಿಯೆ ಸ್ವೀಕಾರ.

ರಾಜ್ಯದ 365 ನಗರ ಪ್ರಾಥಮಿಕ ಆರೋಗ್ಯ ಕೇಂದ್ರಗಳು ಆರೋಗ್ಯ ಮತ್ತು ಕ್ಷೇಮ ಕೇಂದ್ರಗಳಾಗಿ ಕಾರ್ಯನಿರ್ವಹಿಸುತ್ತಿವೆ

ಎಲ್ಲರಿಗೂ ಆರೋಗ್ಯ, ಎಲ್ಲೆಡೆಯೂ ಆರೋಗ್ಯ.

ಹೆಚ್ಚಿನ ಮಾಹಿತಿಗಾಗಿ ನಮ್ಮ ವೆಬ್‌ಸೈಟ್
<https://karunadu.karnataka.gov.in/hfwhnm/pages/home.aspx> ನ್ನು ಸಂಪರ್ಕಿಸಿ ಅಥವಾ ಉಚಿತ ಆರೋಗ್ಯ ಸಂವಾಯವಾಹಿ 104 ಕ್ಕೆ ಕರೆ ಮಾಡಿ

ಮಾನ್ಯ ಕುಟುಂಬ ಕಲ್ಯಾಣ ಇಲಾಖೆಯ ಕಾರ್ಯದರ್ಶಿ, ಮಹಾನಗರ ಪಾಲಿಕೆ, ಬೆಂಗಳೂರು ಸ್ಮಾರ್ಟ್ ಸಿಟಿ ಲಿಮಿಟೆಡ್, ಬೆಂಗಳೂರು

